






3D Bookmarks

You will need Pilot FriXion Color markers, cardstock paper, wooden pegs and scissors.

Print the template on cardstock paper. Cut out your bookmarks and fold on the dotted lines. The ends will give that 3D effect when using your bookmark. Decorate using your Pilot Pen FriXion Color markers.



We'd love to see your projects! Tag us on social media
@pilotpenau #pilotpenaustralia
Created by Simply Bea for Pilot Pen
www.instagram.com/_simpy_bea_
For personal non-commercial use only

