

Hoppy Easter!

We have provided the bunny in different sizes so that you can use this template in a variety of ways.

Print the template onto thin card stock.

Decorate the bunny using Pilot Pintor paint markers and plenty of patterns.

Use your Westcott scissors to cut out the bunny. Measure a length of Sellotape double-sided tape to affix to your template. Place flowers foraged from your garden or neighbourhood onto the double-sided tape.



Easter hats
or bunting



Design your
own
cards




Easter
basket



Signs for
egg hunts

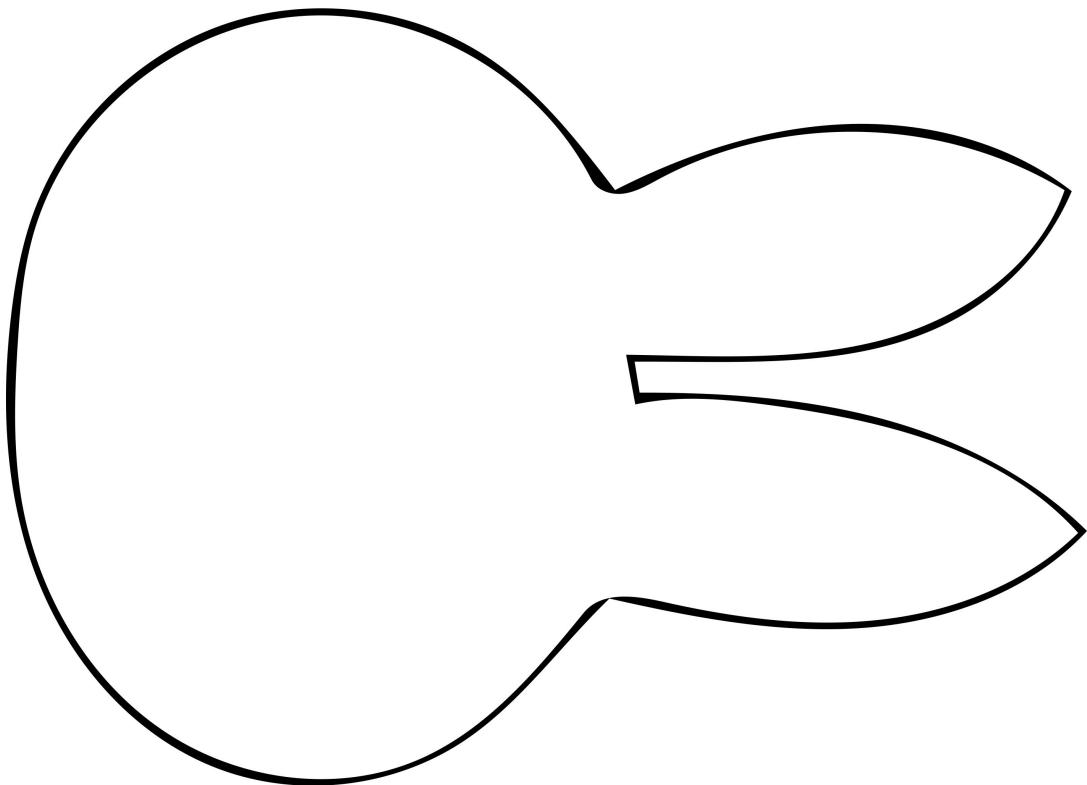
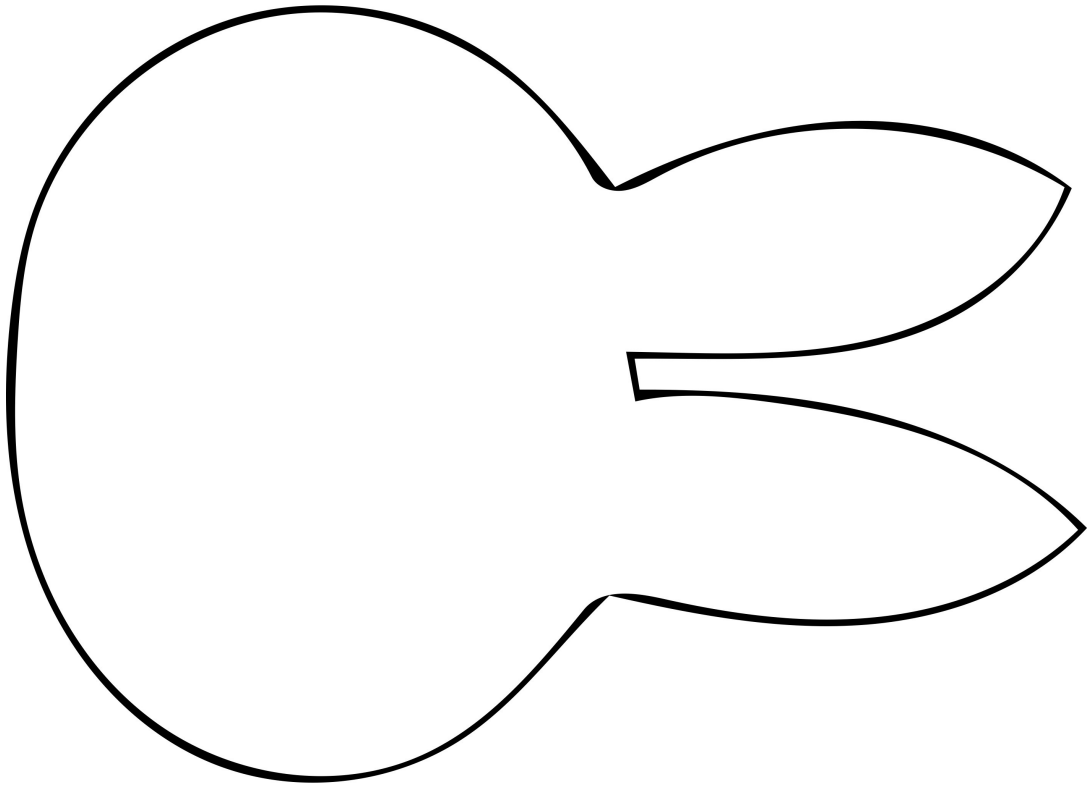
Hoppy Easter!



We'd love to see your projects! Tag us on social media
@pilotpenau #pilotpenaustralia
Created by Oh Creative Day for Pilot Pen
ohcreativeday.com © 2023
For personal non-commercial use only







Hoppy Easter!



We'd love to see your projects! Tag us on social media
@pilotpenau #pilotpenaustralia
Created by Oh Creative Day for Pilot Pen
ohcreativeday.com © 2023
For personal non-commercial use only



Hoppy Easter!



We'd love to see your projects! Tag us on social media
@pilotpenau #pilotpenaustralia
Created by Oh Creative Day for Pilot Pen
ohcreativeday.com © 2023
For personal non-commercial use only

